

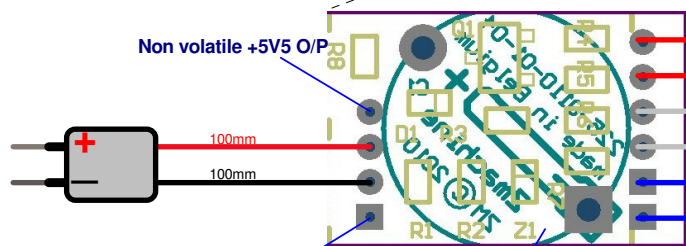

1

2

3

4

Please use non plated through holes to secure wiring

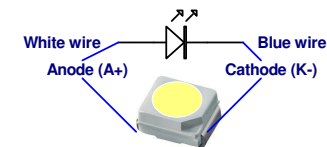
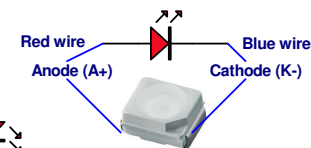


All square pads are negative common or return (0 volt)

!!! CAUTION !!! SuperCap is polarized !!!

Soldering all wires previously to SuperCap is much more comfortable, wires & SuperCap may be mounted on any side of the PCB.

See our website <http://www.zmachine.be> for this assembling operation



Tail Lights

Head Lights

Model #150

Features :

- * Reverse voltage & overcurrent protection
- * Stabilized power head & tail lights (w. energy backup by 0.22F SuperCap)

Main characteristics :

Dimensions (L x l x h) : 15 x 10 x 6 mm max (w. supercap)
 Weight : +/- 2.6 gr (w. power conn & supercap)
 Power supply : min 8Vdc/ac - Max 25Vdc/ac (Davic compatible)
 Power consumption : Max 68mA peak - 20mA continuous (@12.8Vdc)
 Backup lighting : > 3 minutes.

Model #150 RTA kit - P/N E225-0150-01-27

Parts list :

- 1 ea. Basic PCB assy. ref# E225-0130-01-64
- 1 ea. Supercap 0.22F/5V5 ref# E225-0140-01-94
- 1 ea. Male Power conn. ref# E225-0141-02-01
- 1 ea. Female Power conn. ref# E225-0141-03-02
- 2 ea. Prewired front xenon white PLCC led ref# E225-0142-02-04
- 2 ea. Prewired rear super red PLCC led ref# E225-0143-02-07

#150

rev. 18/02/2011



<http://www.zmachine.be> - phl@zmachine.be - Zmachine Electric Motorsport

1

2

3

4